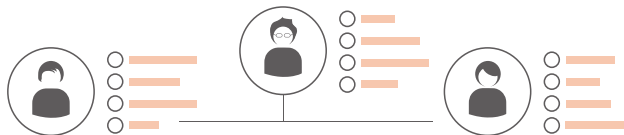
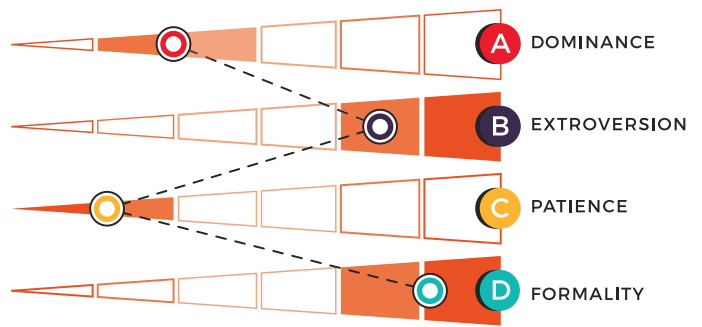


## Define the job. Find the perfect fit.

Selecting the best candidate for the job sometimes seems like a coin toss. The PI Job Assessment can help you do better: It identifies the behaviors, drives, and abilities critical to on-the-job success. That means you can attract and hire the best-fitting candidates and manage them to greatness.

## Identify the behavioral and cognitive requirements of a job with the PI Job Assessment.

The PI Job Assessment is designed to capture the behavioral and cognitive requirements of a job while considering the specific competencies, team dynamics, overall work culture dynamics and overall workplace culture.

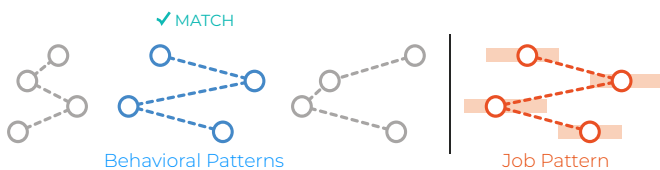


### ASSESS

Administer the assessment to key stakeholders hiring, managing, or working with the position.

### ANALYZE

Analyze results, gather consensus and align around what's truly critical to succeed.



### DEFINE

Define a PI Job Pattern and link to behavioral patterns of candidates and employees to conduct fit-gap analysis. Use cognitive measurements to refine your decisions even further.

## Scientifically valid and compliant.

When used together, the PI Job Assessment, PI Behavioral Assessment, and PI Cognitive Assessment provide a scientifically valid and legally defensible methodology for you to accurately predict workplace behavior and make the best human capital management decisions.