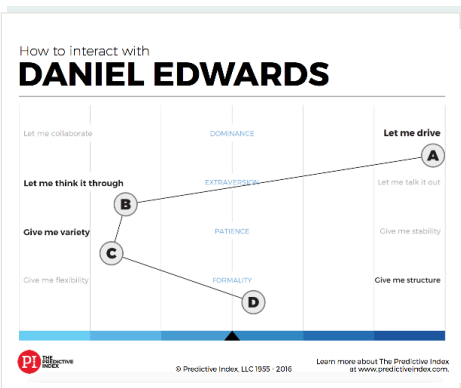
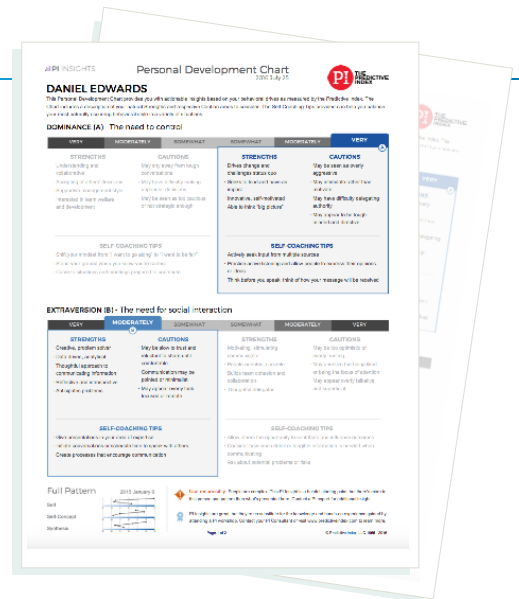


## PI Report™

The standard PI Report summarizes a person's PI Behavioral Assessment™ results. This report includes the person's Self, Self-Concept, and Synthesis behavioral patterns. It summarizes how they are likely to influence, sell, and what behavioral needs their manager should fulfill. This report is ideal for employees, job candidates, and managers.


## PI Personal Development Chart™

The PI Personal Development Chart uses a person's PI Behavioral Pattern to provide a bulleted overview areas to personally develop their a workplace behavior. The report includes Strengths, Caution areas, and Self-Coaching tips to promote self-awareness. It is ideal for employees and their managers.



## PI Placard™

The PI Placard uses a person's PI Behavioral Pattern to create a visual aid that can be displayed outside their office space, giving team members insight on how to best communicate. The Placard helps to keep a team's drives and needs on top-of-mind so team members can avoid misunderstandings and get down to business.



## PI Coaching Guide™

The PI Coaching Guide uses the results of a programmatic behavioral fit-gap analysis to provide a customized list of coaching questions for managers and supervisors to use when developing employees. The report keeps the focus on the employee's behavioral style as compared to the PI Job Pattern so a manager can determine how best to leverage their employees' strengths and caution their weaknesses.

## PI Interview Guide™

The PI Interview Guide uses the results of a programmatic behavioral fit-gap analysis to provide a customized list of structured interview questions so an interviewer can confirm matching behavioral traits and address mismatching behavioral traits between a candidate's PI Behavioral Pattern and the PI Job Pattern.



## PI Learning Indicator Results™

The PI Learning Indicator Results summarize a candidate or employee's cognitive assessment score. The candidate's raw score, scores for each question type (numerical, verbal, and abstract reasoning), and the ratio of correct to incorrect answered questions are all provided on the report.